
INFS3202/INFS7202 Web Information Systems

Practical 8 – AJAX

This is your last practical. The goal of this practical is to explore AJAX. This assignment counts for 5% of the total unit assessment. You must present this practical to your lab tutor during your scheduled lab session.

In case of holiday for a practical session, the deadline will be postponed to its immediate next week for that practical session

A step-by-step guide is provided for you to do this prac. Discussion with your classmates and seeking help from your lab tutor are permitted; however, it is not allowed to copy other people's code, except those used in the lectures.

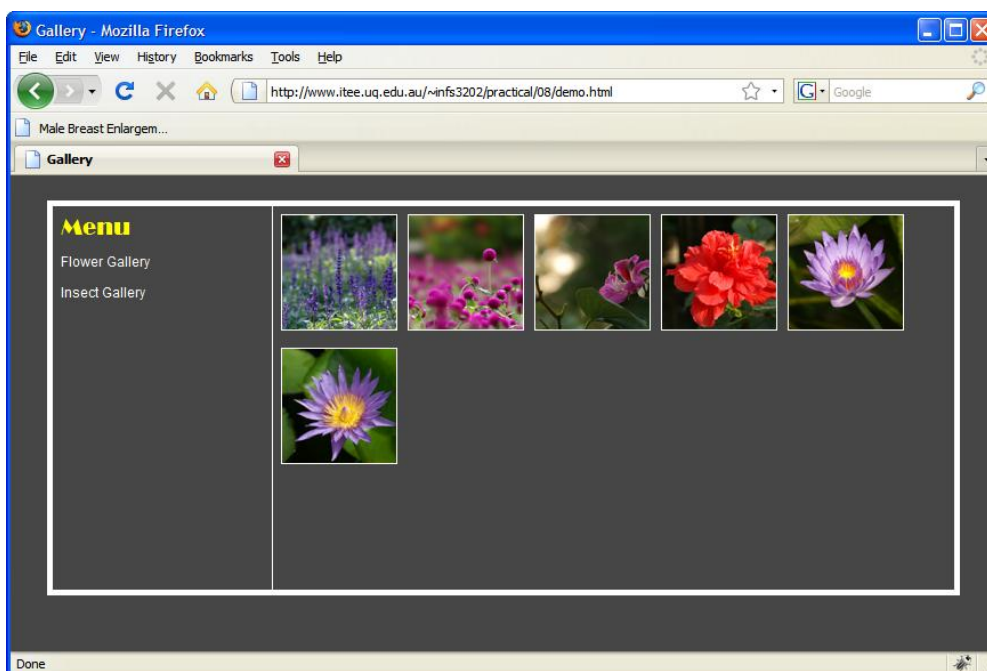
Marking guideline: there is only one task. The making guideline will be discussed in the task.

Task – AJAX Gallery

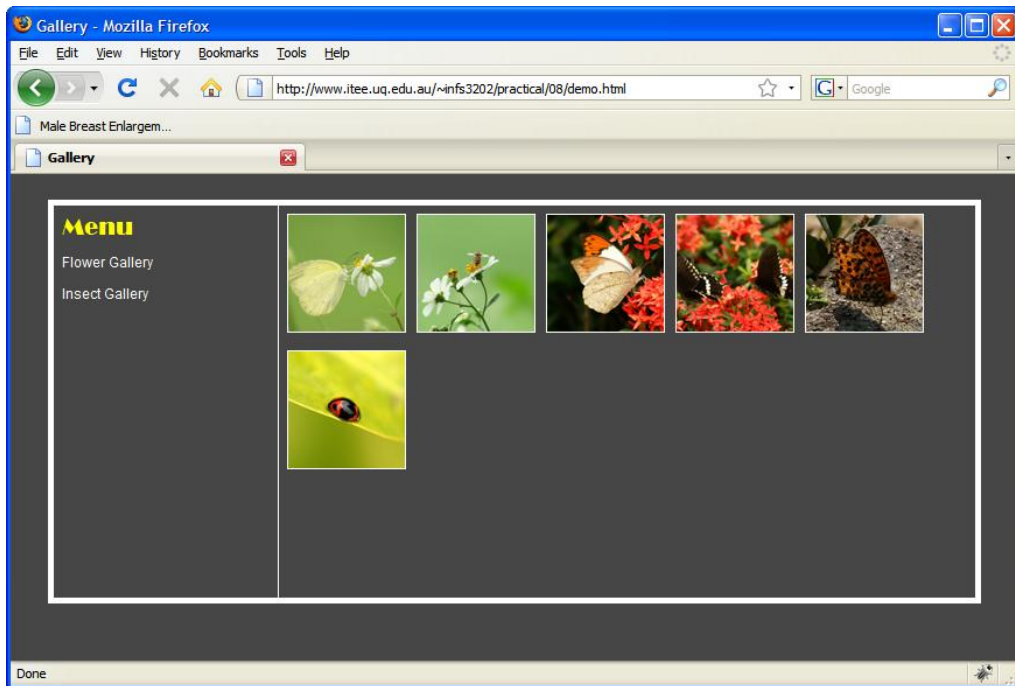
In this task, we are going to use an existing AJAX script to load external HTML pages dynamically. The AJAX script can be found in:

<http://www.dynamicdrive.com/dynamicindex17/ajaxcontent.htm>

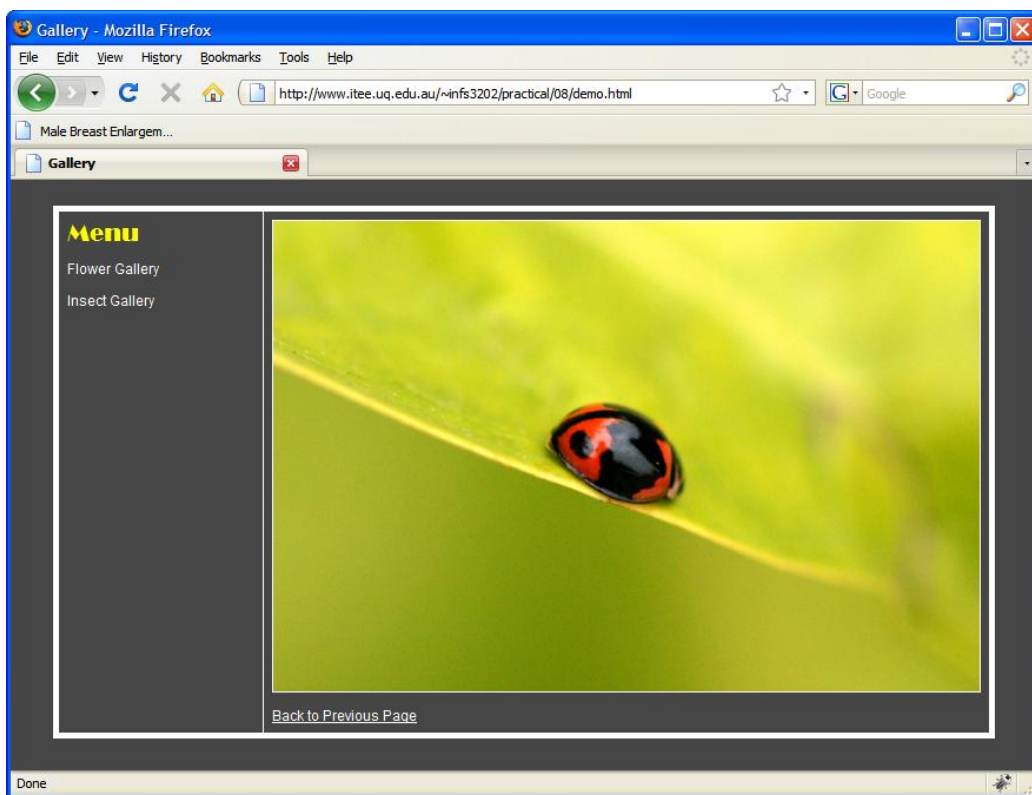
You need to create the following pages using AJAX only (i.e. no matter where you click, the browser will not refresh). The index page is like this (as well as when you click the link “Flower Gallery”):



When you click the link “Insect Gallery”:



When you click on an image (note: there is a link “Back to Previous Page” at the end of the image):



You can download the photo used in this practical at:

<http://www.itee.uq.edu.au/~infs3202/practical/08/img.zip>

There is no hint for this Practical. ^^ Marking guideline:

1. All figures can be displayed properly (regardless of whether you have use the AJAX effect) –1 mark.
2. When you click on a on the Menu area, the correct page is displayed without refresh –1 mark.
3. When you click on an image, the correct page is displayed without refresh – 1 mark.
4. When you click on the “Back to Previous Page” link, the correct page is displayed without refresh – 1 mark.
5. Use CSS for all styles and organize your files properly – 1 mark.