

WORKFLOW:

- ① LOGIN (CONTRIBUTOR) [NO LOGIN FOR ADMINISTRATOR/VIEWER]
- ② HTACCESS OR SESSION ID. (V1)
 - ③ LOGIN TO UR (V2)

② CONTRIBUTOR HOME PAGE



- VIEW CURRENT FILES (OWNERSHIP)
- VIEW ANNOTATED FILES (ADDITIONS)
- VIEW ANNOTATIONS ON FILES YOU OWN
- ADD NEW FOOTAGE (LINK TO HOME FILES)
- TAGS / CATEGORIES (SYSTEM TAGS)

→ ADD TAGS
→ ADD CATEGORIES



→ COLLAPSIBLE NAVIGATION BOX

→ CONTRIBUTOR

→ ANNOTATOR

ANNOTATOR / CONTRIBUTOR

- VIDEO
 - LENGTH
 - TIME STAMP
 - DESCRIPTION
 - TAGS
 - AUTHOR



BROWSE/SEARCH VIEW

[TAGS/META DATA]


- + META DATA
 - DATE
 - NAME
 - CATEGORIES
 - ANNOTATION NUMBER
 - TAGS (NUMBER)

CENTRAL DATA ON SEVERAL VIDEO

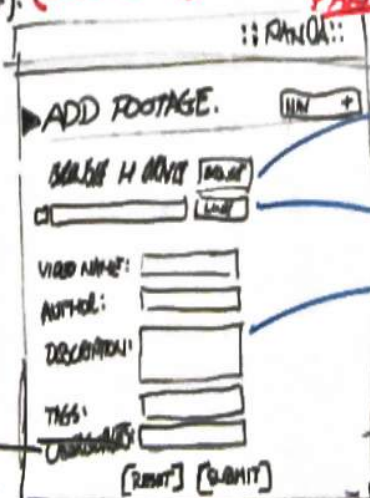
CENTRAL ANNOTATIONS DISPLAYS FOR SELECTED TIMELINE POINT



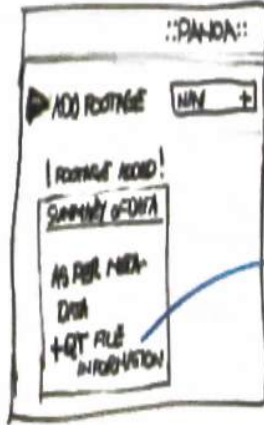
EXPANDED TIMELINE



PART 1 → PART 2



1. ANALYZE SELECTED HOME FOLDER
2. (-LINK TO MOVIE)
3. ADD META DATA (AS ABOVE)



- GET INFO
- TIME STAMP
 - START TIME
 - END TIME
 - DURATION
 - VIDEO QUALITY